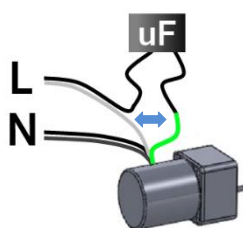
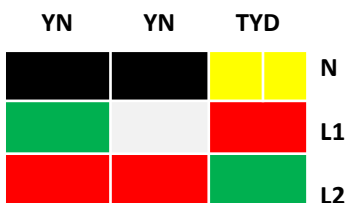


MONTAGE YN & TYD GETRIEBE MOTOR:

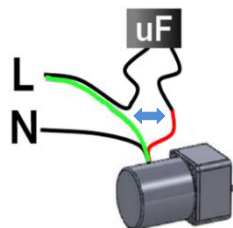


	Konden sator uF	12 PIN N	12 PIN L1 ↔ L2	8 PIN 10 PIN N	8 PIN 10 PIN L1 ↔ L2	8 PIN 10 PIN
YN60 4 Kabel	0.8-1.0	Black	Red	Black	Red	
YN70 4 Kabel	1.2-1.8	Black	Red	Black	Red	
YN80 4 Kabel	2.0-2.5	Black	Red	Black	Red	
YN60 4 Kabel	0.8-1.0	Black	Green	Black	Green	
YN70 4 Kabel	1.2-1.8	Black	Green	Black	Green	
YN80 4 Kabel	2.0-2.5	Black	Green	Black	Green	
TYD60	0.5-0.6	Yellow	Red	Yellow	Green	Red
TY60	0.6-0.8	Yellow	Red	Yellow	Green	Red
TYD64	0.5-0.8	Black	Red	Blue		
YN 60	1.0	Black	Green	Black	Red	Green
YN 70	1.5-1.8	Black	Green	Black	Red	Green
YN 80	2.0	Black	Green	Black	Red	Green

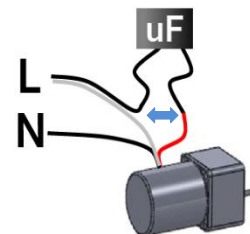
Anschluss Brennerplatte MOTOR (12 PIN)



Anschluss Brennerplatte MOTOR (8 und 10 PIN)



Anschluss Brennerplatte MOTOR Kondensator.



Ändern der Drehrichtung

Tauschen der L1 und L2 Kabel ändert die Drehrichtung.